

Job Posting Analytics

Emsi Q2 2022 Data Set

June 2022

Parameters

Timeframe: Mar 2022 - May 2022

Regions:

Code	Description
34019	Hunterdon County, NJ

Code	Description
34035	Somerset County, NJ

Company:

Results should exclude

Description
Cynet Systems
Robert Half
Randstad
State Of New Jersey
The Judge Group
Actalent

Description
System One
Carvana
Synerfac
Kelly Services
ManpowerGroup
APR Consulting

Minimum Experience Required: Any

Education Level: Any

Keyword Search:

Posting Type: Newly Posted

Job Postings Summary

20,848

Unique Postings (Mar 2022 - May 2022)
42,459 Total Postings

2 : 1

Posting Intensity (Mar 2022 - May 2022)



There were 42,459 total job postings for your selection from March 2022 to May 2022, of which 20,848 were unique. These numbers give us a Posting Intensity of 2-to-1, meaning that for every 2 postings there is 1 unique job posting.

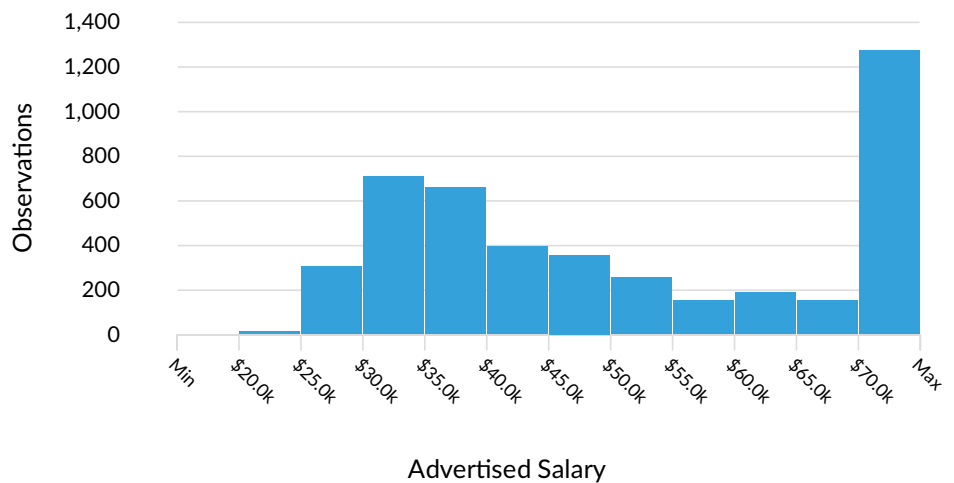
This is close to the Posting Intensity for all other occupations and companies in the region (2-to-1), indicating that they are putting average effort toward hiring for this position.

Advertised Salary

There are 4,436 advertised salary observations (21% of the 20,848 matching postings).

\$46.7K

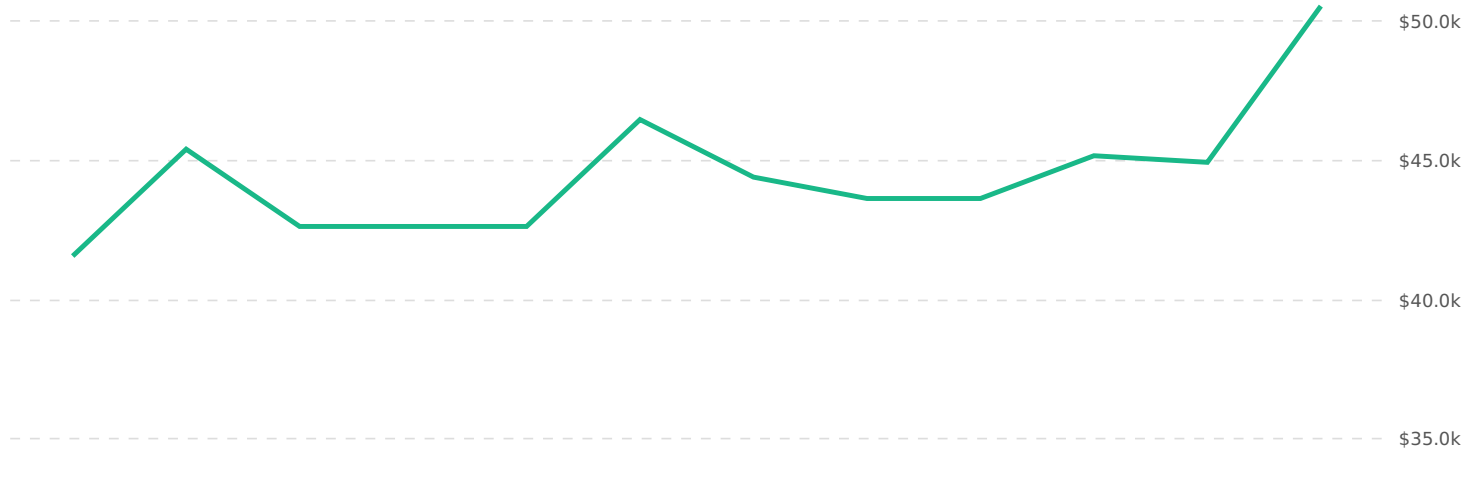
Median Advertised Salary



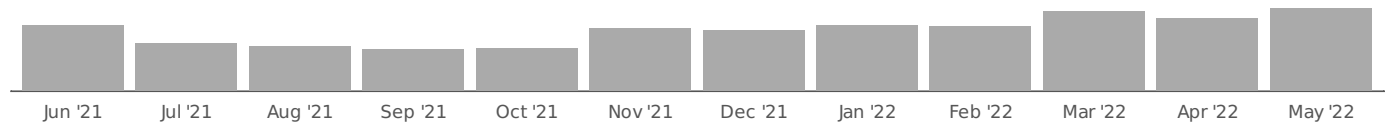
Advertised Wage Trend

▲ 21.5% Jun 2021 - May 2022

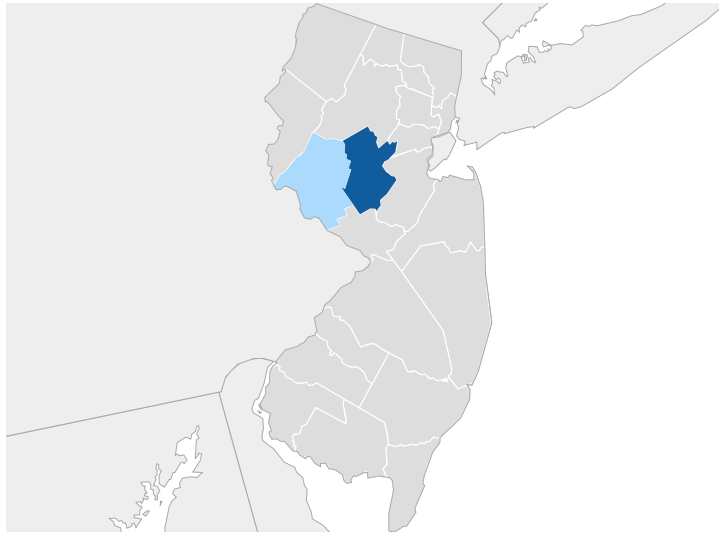
\$44.9k Median



13,807 Job Postings

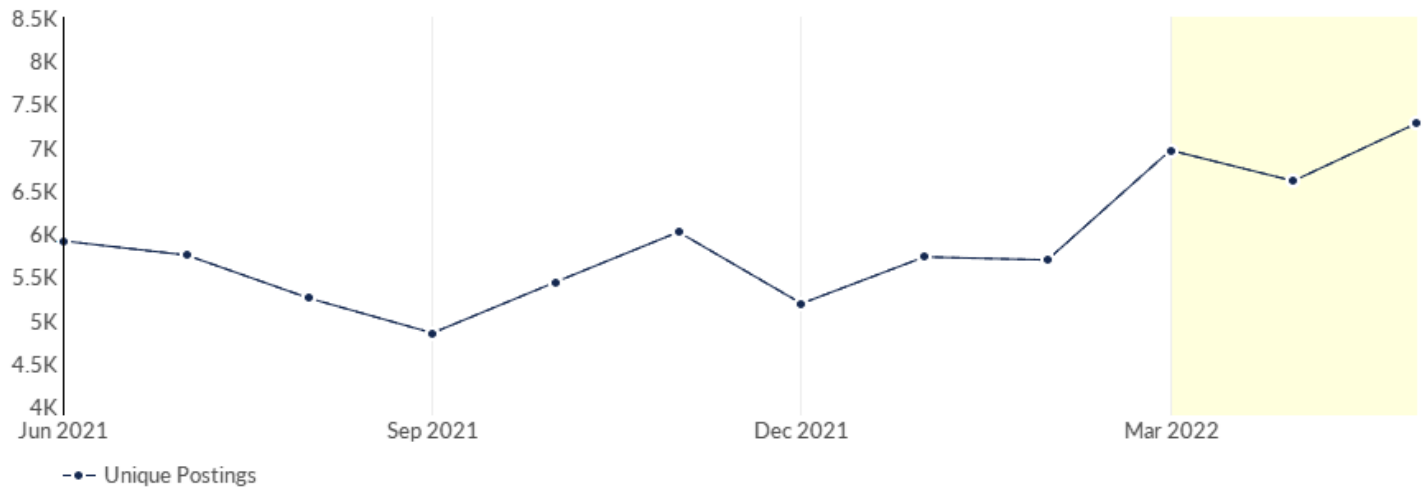


Job Postings Regional Breakdown



County	Unique Postings (Mar 2022 - May 2022)
Somerset County, NJ	18,118
Hunterdon County, NJ	2,730

Unique Postings Trend



Month	Unique Postings	Posting Intensity
May 2022	7,275	2 : 1
Apr 2022	6,609	2 : 1
Mar 2022	6,964	2 : 1
Feb 2022	5,694	2 : 1
Jan 2022	5,729	2 : 1
Dec 2021	5,189	2 : 1
Nov 2021	6,018	3 : 1
Oct 2021	5,438	3 : 1
Sep 2021	4,848	4 : 1
Aug 2021	5,249	3 : 1
Jul 2021	5,750	3 : 1
Jun 2021	5,914	3 : 1

Education and Experience Breakdown









































Education Level	Unique Postings	% of Total
High school or GED	4,046	19%
Associate's degree	1,160	6%
Bachelor's degree	7,887	38%
Master's degree	2,650	13%
Ph.D. or professional degree	902	4%
Unspecified	0	0%

Minimum Experience	Unique Postings	% of Total
No Experience Listed	10,165	49%
0 - 1 Years	2,507	12%
2 - 3 Years	2,840	14%
4 - 6 Years	3,419	16%
7 - 9 Years	1,029	5%
10+ Years	888	4%









































Top Companies Posting

	Total/Unique (Mar 2022 - May 2022)	Posting Intensity	Unique Postings Trend (Mar 2022 - May 2022)
Verizon Communications	2,432 / 1,092	2 : 1	
Johnson & Johnson	2,033 / 930	2 : 1	
Sanofi	856 / 268	3 : 1	
Chubb	562 / 244	2 : 1	
Daiichi Sankyo	922 / 217	4 : 1	
Rwjbarnabas Health	1,295 / 215	6 : 1	
Cognizant	333 / 201	2 : 1	
Robert Wood Johnson University Hospital	624 / 182	3 : 1	
Regeneron Pharmaceuticals	447 / 172	3 : 1	
Children's Specialized Hospital	552 / 147	4 : 1	
QuickChek	282 / 131	2 : 1	
Hunterdon Medical Center	294 / 126	2 : 1	
Saint Barnabas Health Care System	290 / 126	2 : 1	
Allied Universal	188 / 112	2 : 1	
Shi International Ltd	193 / 107	2 : 1	
UnitedHealth Group	472 / 101	5 : 1	
LabCorp	234 / 94	2 : 1	
Everest Re Group	105 / 93	1 : 1	
Marriott International	235 / 92	3 : 1	
GlaxoSmithKline	142 / 87	2 : 1	

Top Cities Posting

City	Total/Unique (Mar 2022 - May 2022)	Posting Intensity	Unique Postings Trend (Mar 2022 - May 2022)
Bridgewater, NJ	7,500 / 3,950	2 : 1 	
Franklin, NJ	5,617 / 2,890	2 : 1 	
Bernards, NJ	6,301 / 2,786	2 : 1 	
Raritan, NJ	2,775 / 1,431	2 : 1 	
Somerville, NJ	3,699 / 1,387	3 : 1 	
Bound Brook, NJ	2,367 / 1,292	2 : 1 	
Flemington, NJ	2,085 / 1,010	2 : 1 	
Warren, NJ	1,412 / 917	2 : 1 	
Montgomery, NJ	2,003 / 689	3 : 1 	
Bedminster, NJ	1,277 / 673	2 : 1 	
Hillsborough, NJ	971 / 560	2 : 1 	
Readington, NJ	1,066 / 554	2 : 1 	
Watchung, NJ	881 / 410	2 : 1 	
Clinton, NJ	595 / 319	2 : 1 	
North Plainfield, NJ	445 / 232	2 : 1 	
Manville, NJ	436 / 224	2 : 1 	
Lebanon, NJ	418 / 202	2 : 1 	
Green Brook, NJ	367 / 183	2 : 1 	
Bernardsville, NJ	236 / 155	2 : 1 	
Hampton, NJ	370 / 121	3 : 1 	

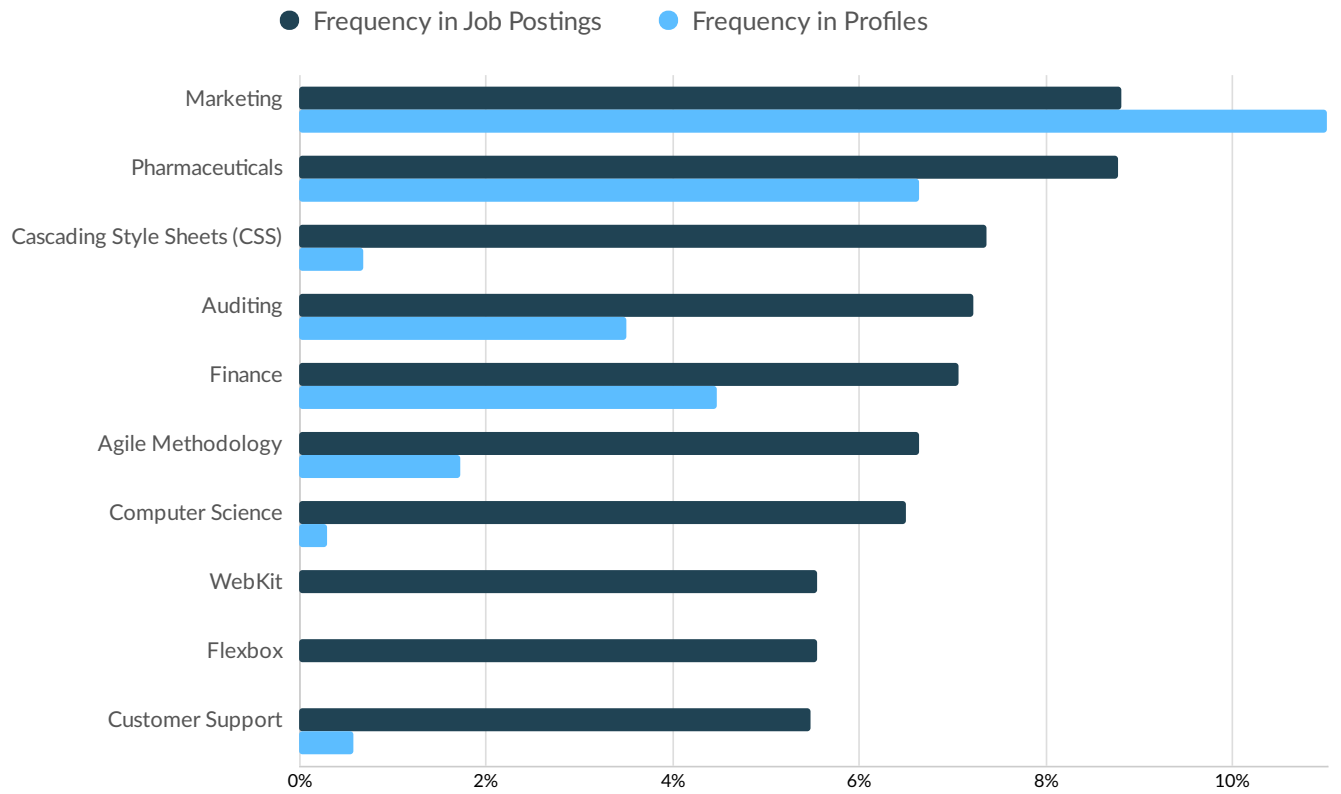
Top Posted Occupations

	Total/Unique (Mar 2022 - May 2022)	Posting Intensity	Unique Postings Trend (Mar 2022 - May 2022)
Software Developers and Software Quality Assurance Analysts and Testers	1,754 / 930	2 : 1 	
Computer Occupations, All Other	1,269 / 730	2 : 1 	
Registered Nurses	2,055 / 644	3 : 1 	
Personal Service Managers, All Other; Entertainment and Recreation Managers, Except Gambling; and Managers, All Other	1,299 / 634	2 : 1 	
Retail Salespersons	892 / 425	2 : 1 	
Marketing Managers	818 / 356	2 : 1 	
Heavy and Tractor-Trailer Truck Drivers	616 / 351	2 : 1 	
Medical and Health Services Managers	870 / 322	3 : 1 	
Fast Food and Counter Workers	678 / 320	2 : 1 	
Customer Service Representatives	595 / 319	2 : 1 	
Sales Representatives, Wholesale and Manufacturing, Except Technical and Scientific Products	661 / 316	2 : 1 	
Medical Dosimetrists, Medical Records Specialists, and Health Technologists and Technicians, All Other	610 / 285	2 : 1 	
Data Scientists and Mathematical Science Occupations, All Other	554 / 284	2 : 1 	
Project Management Specialists and Business Operations Specialists, All Other	474 / 281	2 : 1 	
Home Health and Personal Care Aides	524 / 259	2 : 1 	
Database Administrators and Architects	491 / 256	2 : 1 	
General and Operations Managers	488 / 244	2 : 1 	
First-Line Supervisors of Retail Sales Workers	443 / 241	2 : 1 	
Computer User Support Specialists	363 / 234	2 : 1 	
Financial and Investment Analysts, Financial Risk Specialists, and Financial Specialists, All Other	445 / 232	2 : 1 	

Top Industries

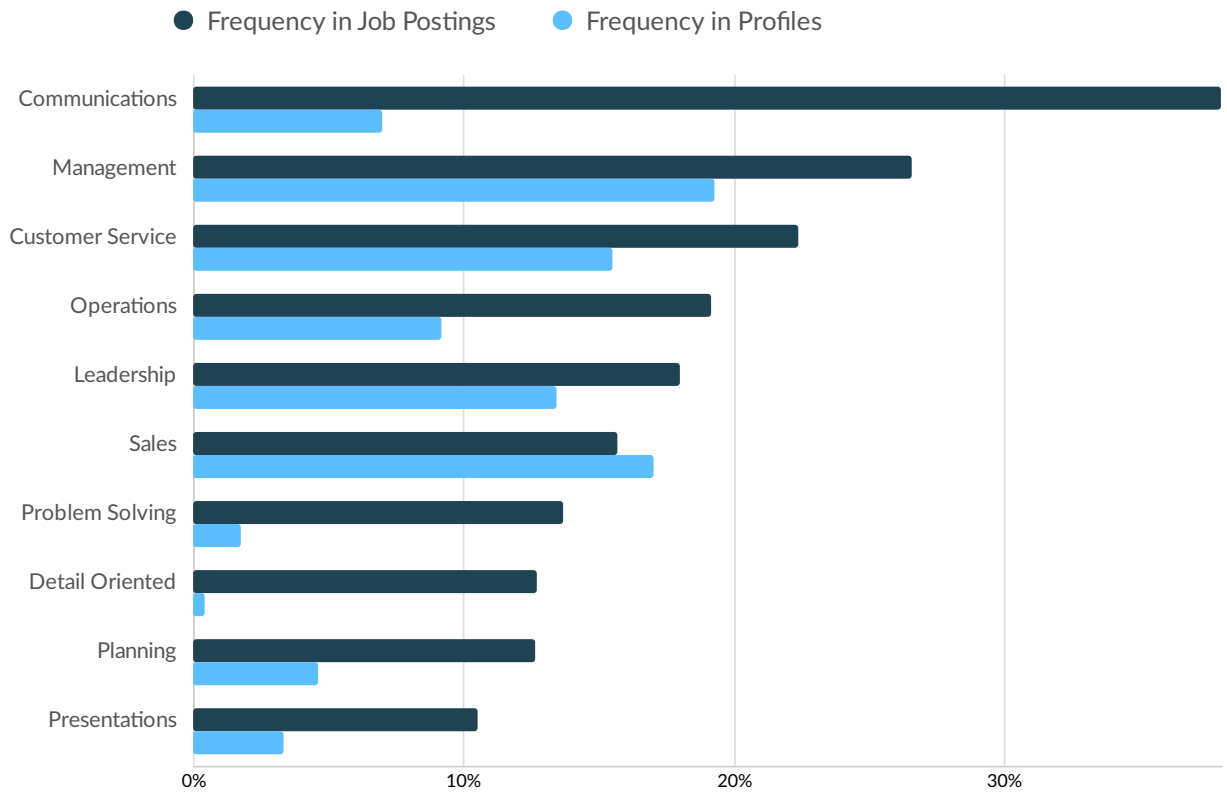
	Total/Unique (Mar 2022 - May 2022)	Posting Intensity	Unique Postings Trend (Mar 2022 - May 2022)
Manufacturing	6,180 / 2,949	2 : 1	
Professional, Scientific, and Technical Services	4,093 / 2,351	2 : 1	
Health Care and Social Assistance	4,940 / 1,803	3 : 1	
Retail Trade	4,599 / 1,768	3 : 1	
Administrative and Support and Waste Management and Remediation Services	3,021 / 1,723	2 : 1	
Information	2,859 / 1,356	2 : 1	
Finance and Insurance	1,823 / 853	2 : 1	
Accommodation and Food Services	1,554 / 795	2 : 1	
Wholesale Trade	1,099 / 677	2 : 1	
Other Services (except Public Administration)	598 / 329	2 : 1	
Transportation and Warehousing	512 / 250	2 : 1	
Educational Services	423 / 224	2 : 1	
Construction	356 / 190	2 : 1	
Arts, Entertainment, and Recreation	237 / 165	1 : 1	
Real Estate and Rental and Leasing	285 / 148	2 : 1	
Utilities	99 / 54	2 : 1	
Agriculture, Forestry, Fishing and Hunting	65 / 48	1 : 1	
Public Administration	51 / 40	1 : 1	
Management of Companies and Enterprises	51 / 36	1 : 1	
Mining, Quarrying, and Oil and Gas Extraction	16 / 9	2 : 1	

Top Specialized Skills



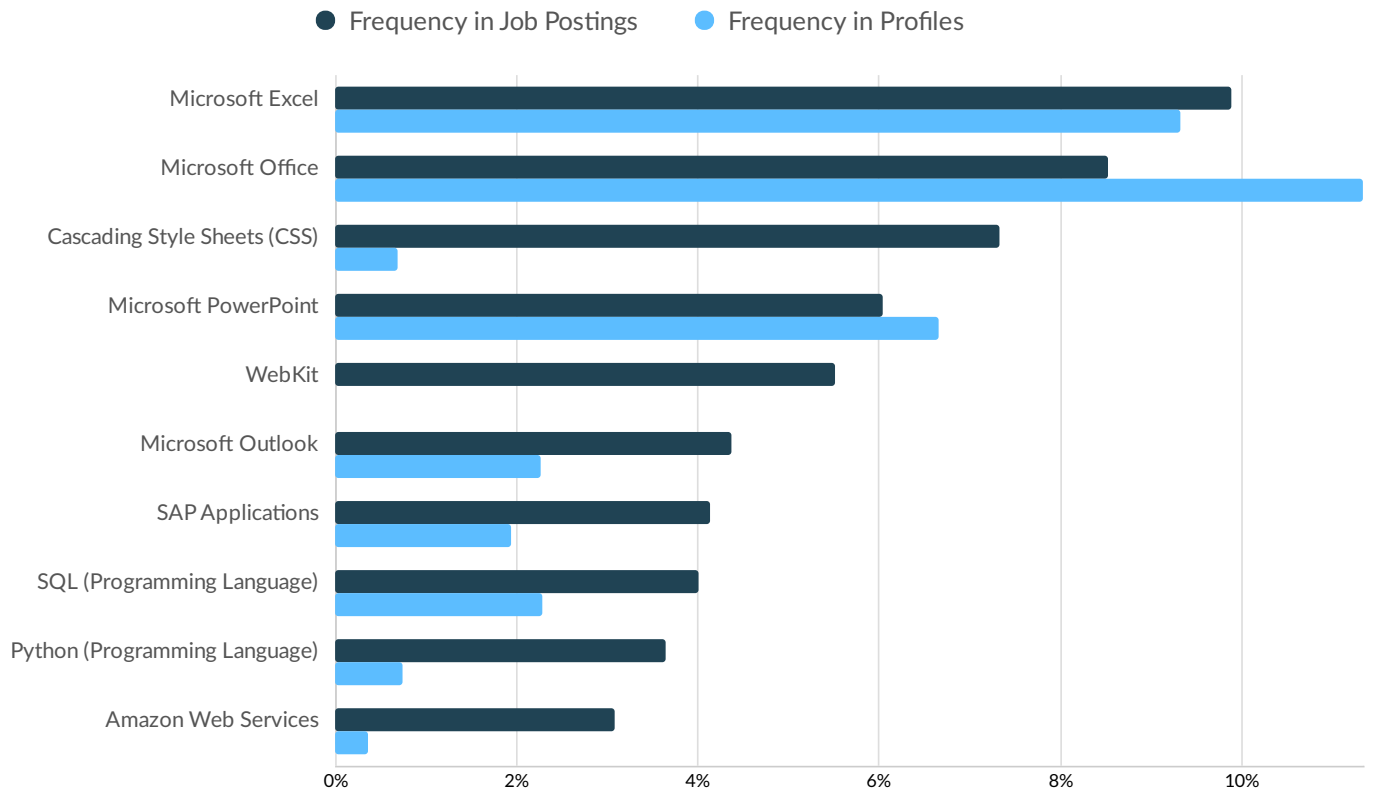
	Postings	% of Total Postings	Profiles	% of Total Profiles
Marketing	1,838	9%	11,381	11%
Pharmaceuticals	1,830	9%	6,872	7%
Cascading Style Sheets (CSS)	1,536	7%	714	1%
Auditing	1,506	7%	3,622	4%
Finance	1,474	7%	4,632	4%
Agile Methodology	1,384	7%	1,789	2%
Computer Science	1,357	7%	313	0%
WebKit	1,159	6%	0	0%
Flexbox	1,158	6%	0	0%
Customer Support	1,142	5%	592	1%

Top Common Skills



	Postings	% of Total Postings	Profiles	% of Total Profiles
Communications	7,931	38%	7,225	7%
Management	5,547	27%	19,926	19%
Customer Service	4,665	22%	16,024	16%
Operations	3,992	19%	9,509	9%
Leadership	3,758	18%	13,883	13%
Sales	3,274	16%	17,586	17%
Problem Solving	2,853	14%	1,816	2%
Detail Oriented	2,654	13%	425	0%
Planning	2,642	13%	4,784	5%
Presentations	2,195	11%	3,463	3%

Top Software Skills



	Postings	% of Total Postings	Profiles	% of Total Profiles
Microsoft Excel	2,064	10%	9,645	9%
Microsoft Office	1,780	9%	11,721	11%
Cascading Style Sheets (CSS)	1,529	7%	714	1%
Microsoft PowerPoint	1,260	6%	6,876	7%
WebKit	1,152	6%	0	0%
Microsoft Outlook	911	4%	2,340	2%
SAP Applications	863	4%	1,998	2%
SQL (Programming Language)	837	4%	2,356	2%
Python (Programming Language)	761	4%	766	1%
Amazon Web Services	643	3%	379	0%

Top Qualifications

	Postings with Qualification
Bachelor Of Science in Business	198
Bachelor Of Science in Nursing (BSN)	231
Certified Information Systems Security Professional	142
Certified Nursing Assistant	125
Certified Public Accountant	140
Commercial Driver's License (CDL)	249
Doctor Of Pharmacy (PharmD)	195
Licensed Practical Nurse	210
Master Of Business Administration (MBA)	697
Project Management Professional Certification	239

Appendix A

Top Posting Sources

Website	Postings on Website (Mar 2022 - May 2022)
careerbuilder.com	4,443
simplyhired.com	3,287
indeed.com	3,231
dejobs.org	2,403
nj.gov	1,832
dice.com	926
disabledperson.com	904
verizon.com	904
jobsinpaterson.com	746
jnj.com	712
icims.com	698
craigslist.org	681
rwjbarnabashealthcareers.org	534
directjobs.com	519
myworkdayjobs.com	444
biospace.com	362
patersonrecruiter.com	333
arkansasjobboard.com	318
philadelphiarecruiter.com	309
newyorkrecruiter.com	302
sanofi.us	216
lakewoodnjrecruiter.com	188
elizabethrecruiter.com	180
ziprecruiter.com	178
careercast.com	173

Appendix B - Data Sources and Calculations

Emsi Job Postings

Job postings are collected from various sources and processed/enriched to provide information such as standardized company name, occupation, skills, and geography.

State Data Sources

This report uses state data from the following agencies: New Jersey Department of Labor and Workforce Development